

AF 156 *XSafe*

Self Contained Ice Machine 160 kg

Item #:
Project:
Quantity:



FEATURES

- Produces granular shape ice flakes, 75% hardness. Ice scoop holder safely positioned in ice-storage bin.
- Resistant stainless steel exterior.
- Advanced diagnostics computerized control.
- Front panel in & out airflow (air-cooled model only) for built-in installation.
- Front access condenser air filter, removable and washable (air cooled version).
- Easily accessible, front panel mount, ON-OFF Switch.
- Easy, front panel access to technical / service area of the machine. Routine maintenance visible alarm light on front panel.
- Ergonomically designed ice storage access, with disappearing door. Door-closing movement dampening system.
- XSafe: natural sanitation system, integrated inside the ice maker and operating automatically 24/7 to keep equipment clean & safe.



AF 156
Flake ice
Residual water content 25%

CONDENSING SYSTEM

Air cooled
Water cooled

REFRIGERANT GAS

R134a

VOLTAGE V/Hz/ph

230/50/1

INTERNAL BIN CAPACITY

60 kg

CERTIFICATIONS



OPERATING REQUIREMENTS

	Minimum	Maximum
Air temperature	10	43
Water temperature	5	38
Water pressure	1 bar (14 psi)	5 bar (70 psi)
Electrical voltage	-10%	+10%

IMPORTANT NOTICE:
Models and specifications are subject to change without notice.
This spec sheet is meant for commercial purpose only.
For technical documentation please refer to our service manuals.

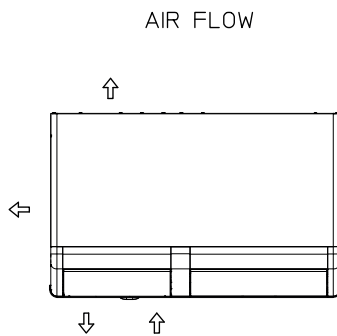
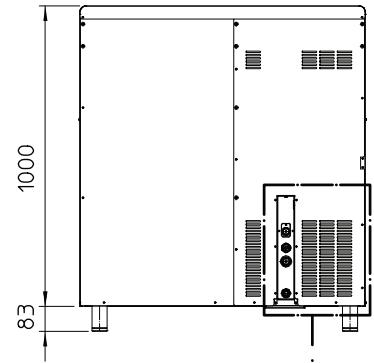
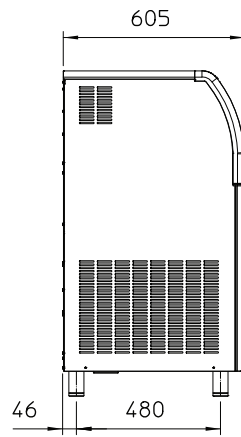
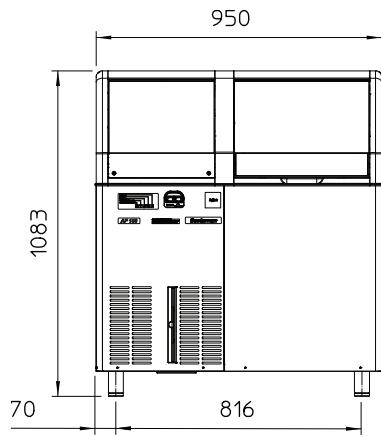
Self Contained Ice Machine 160 kg

AF 156 XSafe

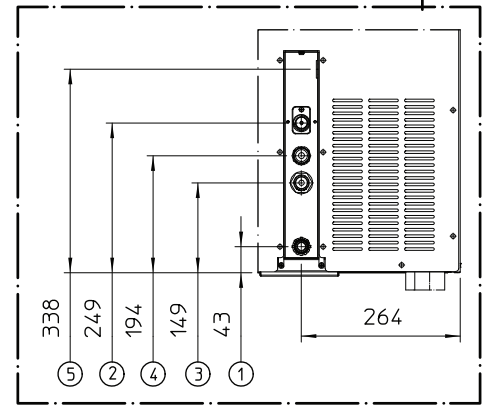
Self Contained Ice Machine 160 kg

Item #:
Project:
Quantity:

Self Contained Ice Machine 160 kg



- UNIT OF MEASUREMENT: mm
- 25/32" - OVERFLOW DRAIN
 - 3/4" GAS - WATER INLET
 - 3/4" GAS - WATER OUTLET
WATER COOLED UNIT ONLY
 - 3/4" GAS - WATER INLET
WATER COOLED UNIT ONLY
 - CORD SET



UNIT DATA		SHIPPING DATA										
Size (W x D x H)	950 x 605 x 1083 mm	Carton (W x D x H)	1030 x 680 x 1170 mm									
Net weight	75 kg	Weight	88 kg									
		24 h ice production kg °C Amb. / °C Water			Energy consumption (*)		Water usage (*)	Instant power	Compressor	Circuit wires	Max. fuse size	
Version	Voltage	10°C/10°C	21°C/10°C	32°C/21°C	kWh/100 kg	kWh/24h	l/h	W	W	No. x Ømm²	A	
AF 156 AS	230/50/1	160	150	118	11.0	13.0	5.2	590	1570	3 x 1.5	10	
AF 156 WS	230/50/1	158	148	130	9.2	12.0	42.0	500	1570	3 x 1.5	10	

(*) Data refer to 32°C Amb. / 21°C Water temperature conditions



WolfLabs

Pricing on any accessories shown can be found by keying the part number into the search box on our website.

The specifications listed in this brochure are subject to change by the manufacturer and therefore cannot be guaranteed to be correct. If there are aspects of the specification that must be guaranteed, please provide these to our sales team so that details can be confirmed.

www.wolflabs.co.uk

Tel : 01759 301142

Fax : 01759 301143

sales@wolflabs.co.uk

Please contact us if this literature doesn't answer all your questions.